

# CR730/CR1300 Driver Installation

For Windows 7  
32 bit Edition

# Contents

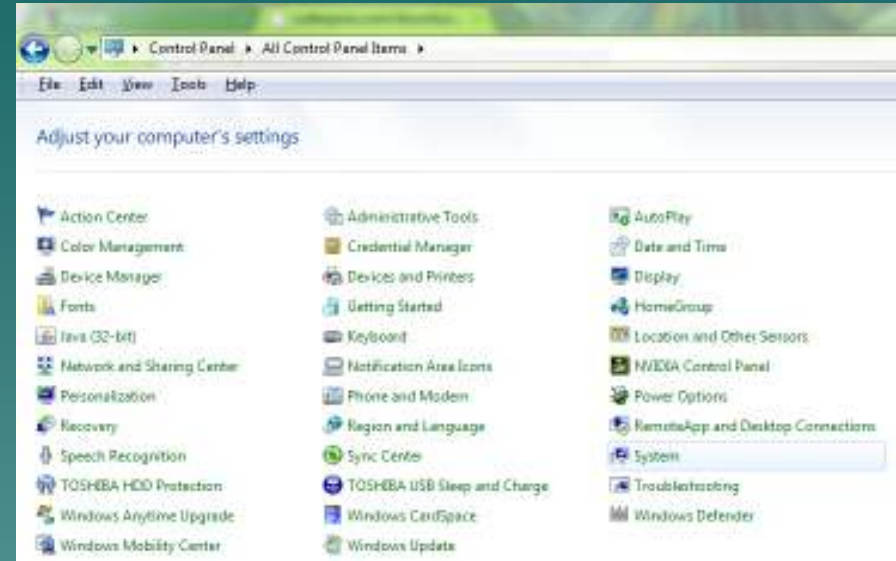
- ◆ 1. Checking Computer Bit Rate
- ◆ 2. Installing Driver

# 1-1 Checking Bit Rate

- ◆ Click the Start Menu icon.
- ◆ Open the Control Panel.



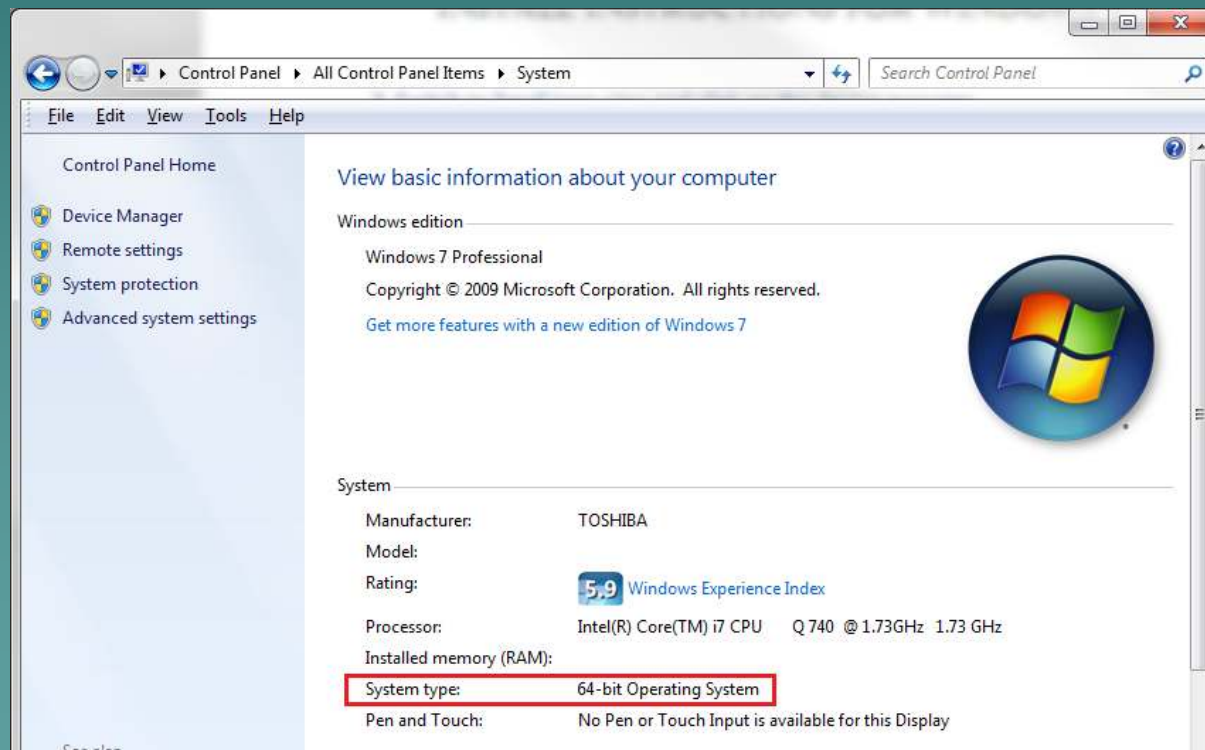
# 1-2 Checking Bit Rate



- ◆ Switch to Small Icon view.
- ◆ Click the System icon.

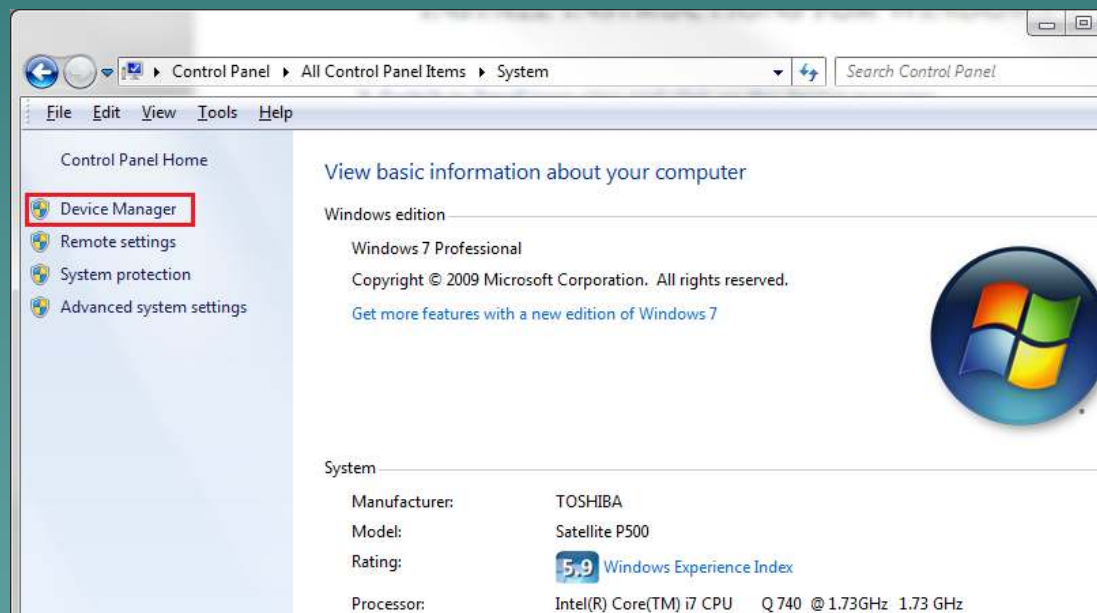
# 1-3 Checking Bit Rate

- ◆ If the System Type is 64 bit, please refer to the 64 bit installation tutorial.
- ◆ If 32 bit, please move forward from here.



# 2-1 Driver Installation

- ◆ Plug in the cutter and turn it on.
- ◆ Click the Device Manager link from the System screen.

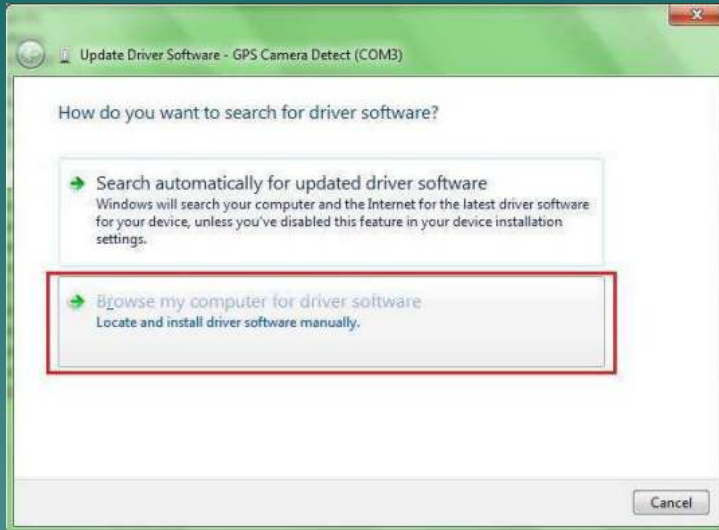


# 2-2 Driver Installation



- ◆ Go to 'Ports (COM & LPT)'
- ◆ Look for the camera device.
- ◆ Right click on the device and click 'Update Driver'

# 2-3 Driver Installation



- ◆ Click "Browse my computer for driver software"



- ◆ Click "Let me pick from a list..."

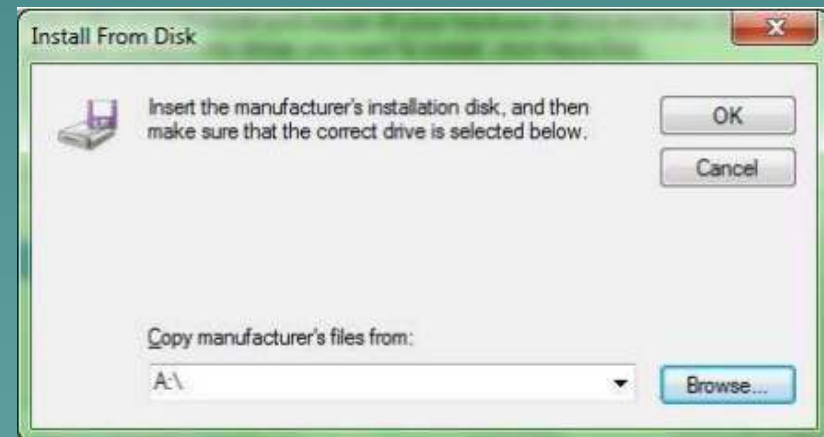


# 2-4 Driver Installation

◆ Click “Have Disk”

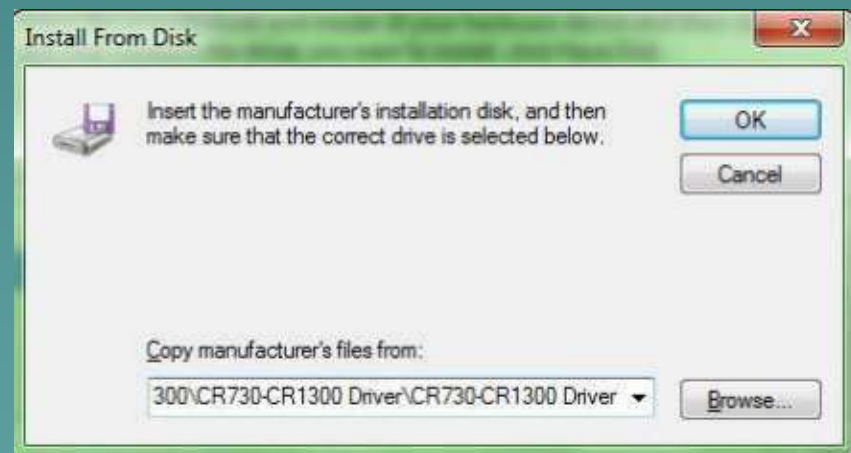
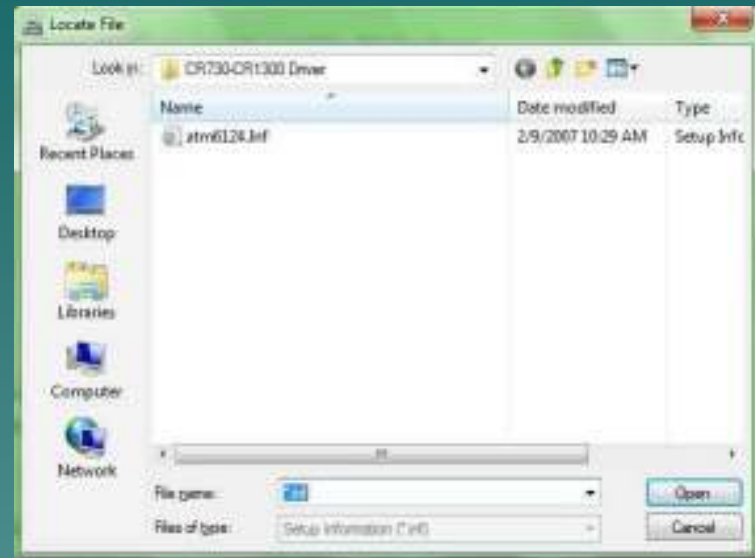


◆ Click “Browse”



# 2-5 Driver Installation

- ◆ Browse to the folder where the driver is saved.
- ◆ Select the atm6124.inf file
- ◆ Click "Open"
- ◆ The folder where the driver is located will now be listed in the text box.
- ◆ Click "OK"



# 2-6 Driver Installation



- ◆ “Creation USB Board” will now be listed in the Model box.
- ◆ Click Next to continue.



- ◆ A Windows Security warning will come up
- ◆ Click “Install this driver software anyway”

# 2-7 Driver Installation



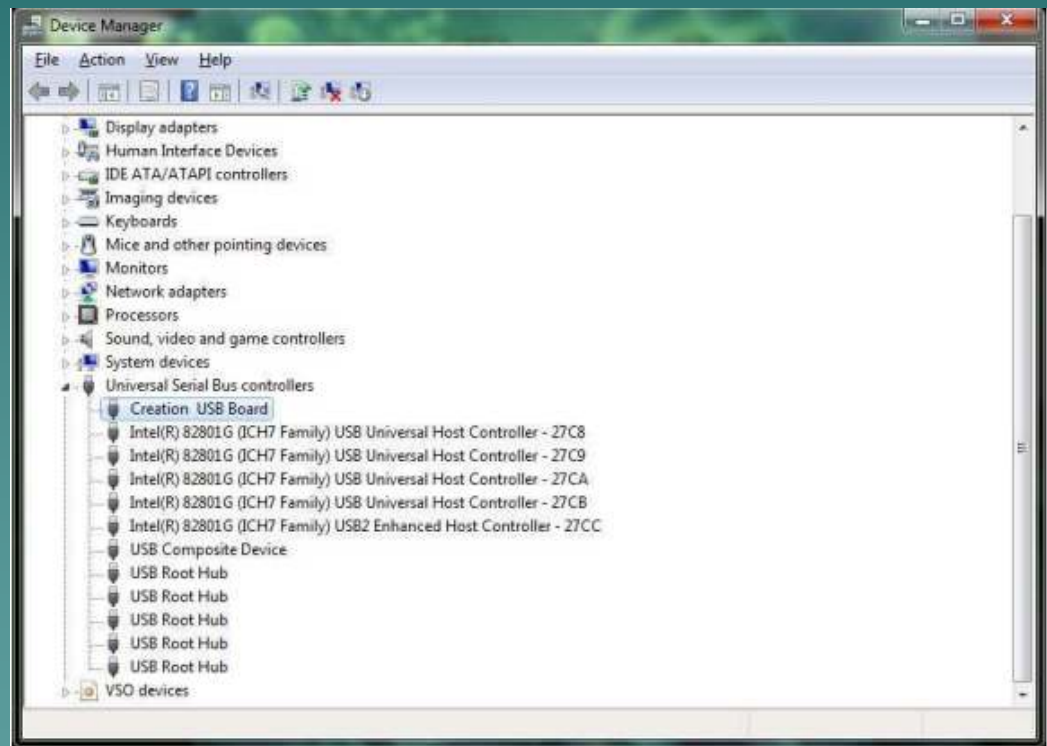
- ◆ The driver will now install.



- ◆ The driver is finished installing!

# 2-8 Driver Installation

- ◆ The cutter will show up as “Creation USB Board” on the device manager.



# The End

Please review our tutorials for more information on particular features.

<http://www.cutterpros.com/downloads> for further information.

To speak with a technician, submit a ticket at <http://www.cutterpros.com/support/> or call 888-828-8776 x227

CutterPros.com/Hahn Ventures LLC is NOT liable for any software/attachments/instructions/download links/content contained in this presentation. Use the contents of this presentation AT YOUR OWN RISK. CutterPros.com/Hahn Ventures LLC is NOT responsible for any damages incurred to your computer hardware/software or any possible viruses/Trojans/malware or any other type of damaging programs that may be contained in the links and/or attachments. It is your responsibility to verify the contents before using any of the information contained in this presentation. By using the contents in this email you agree to hold CutterPros.com/Hahn Ventures LLC harmless of all liability and damages. You agree that you are totally responsible for what you put on your computer, software you install on your computer and files you download to your computer.

**CUTTERPROS.COM**