

Carriage Replacement

For ProCut Servo and
Contour series Vinyl
Cutters

1-1 Remove End Caps

- ◆ Make sure the cutter is off.
- ◆ Remove the four screws from left and right end cap.
- ◆ Two are on the back side in the same place.



1-2 Remove Top of Cutter

- ◆ There are 2 screws that hold the top on, you will need to remove these fasteners. Be careful not to pinch the cables between the end plate and the top cover. We recommend placing something here to prevent the top cover from pinching wires while performing carriage changes.



WIRE
PINCH
POINT


1-3 Loosen Cable



- ◆ Loosen this screw to loosen the cable that guides the carriage.


1-4 Unscrew the Chip

- ◆ Unscrew the carriage position sensor board from the Carriage. It is very important you do this so the sensors on the bottom of the board do not get damaged. Be careful to contain the nuts on the underside of the sensor board as they are small and can get lost easily.




1-5 Remove Carriage

- ◆ Loosen the screw on the right of the carriage cover.
- ◆ Push down on the carriage to release the bottom wheels and lift off the carriage.




1-6 Remove Chip

- ◆ Unscrew the 4 wires from the board.
- ◆ You may want to mark which order these go in.



1-7 Remove Carriage



Loosen the screws on the back of the carriage to remove the cable.

Repeat in reverse to install new carriage -The End-

Please review our tutorials for more information on particular features.

<http://www.cutterpros.com/downloads> for further information.

To speak with a technician, submit a ticket at

<http://www.cutterpros.com/support/> or call 888-828-8776 x2

CutterPros.com/Hahn Ventures LLC is NOT liable for any software/attachments/instructions/download links/content contained in this presentation. Use the contents of this presentation AT YOUR OWN RISK. CutterPros.com/Hahn Ventures LLC is NOT responsible for any damages incurred to your computer hardware/software or any possible viruses/Trojans/malware or any other type of damaging programs that may be contained in the links and/or attachments. It is your responsibility to verify the contents before using any of the information contained in this presentation. By using the contents in this email you agree to hold CutterPros.com/Hahn Ventures LLC harmless of all liability and damages. You agree that you are totally responsible for what you put on your computer, software you install on your computer and files you download to your computer.